

Installation Instructions

Chipeta Falls Water Table

Part # SC121-2



591 South Boulevard Street
Gunnison, Colorado 81230
info@idsculpture.com
970-641-1747

Specifications: Chipeta Falls Water Table (MED)

- Material: Concrete with Structural Foam
- Approximate Uninstalled Size (MED): 8'-0" x 3'-0" x 4'-0" Tall
- Approximate Weight (MED): 2,500 lbs
- Maximum Fall Height: 2'-8" (assumes 12" of safety surfacing)
- Age Group: 2-5 and 5-12 Years Old

Required Parts (included):

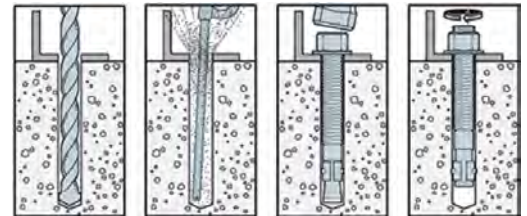
- Chipeta Falls Water Table MED GFRC Sculpture
- Bolt Hangers (Lifting Eyes): 4ct
- Playground Pump
- "Chipeta Falls Water Table" Drawing Set

Recommended Equipment (not included):

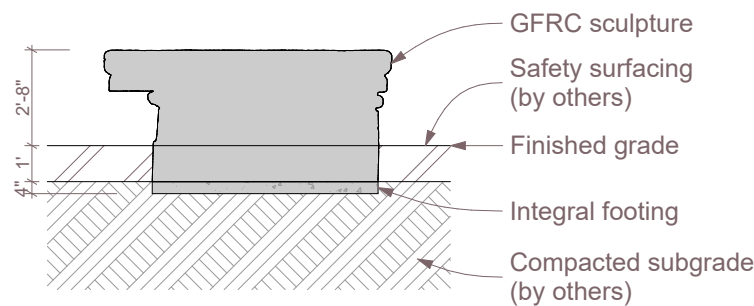
- 6' Lifting Straps: 4ct
- 1/2" Quick Links: 4ct
- Wrench Set / Socket Set
- Large Adjustable Crescent Wrench
- Lift: Reach Type Forklift or Skid Steer 5,000 lb Capacity

Important Notes:

- *Warning: Installation over a hard surface such as asphalt, or packed earth may result in serious injury or death from falls.*
- *It is the responsibility of the installer to ensure all components are installed in compliance with ASTM F-1487.*
- *All site built footings should be allowed to cure for a minimum of 48 hours prior to installation.*



Typical Wedge Anchor Installation



Chipeta Falls Water Table MED
SC121-2

Installation Instructions

Chipeta Falls Water Table

Part # SC121-2

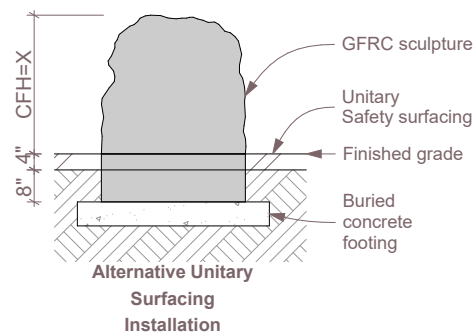
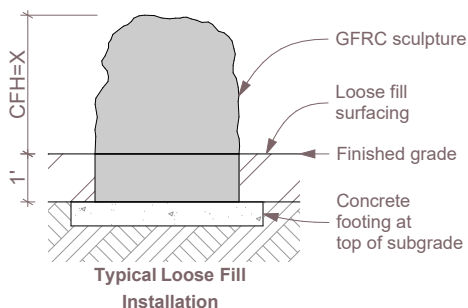


591 South Boulevard Street
Gunnison, Colorado 81230
info@idsculpture.com
970-641-1747

PRE-INSTALL CHECKLIST

Please review prior to ordering and installing ID Sculpture products.

- ☐ 1. Verify that you have the recommended lifting equipment to unload and install your component, as specified by the installation instructions. Please check the installation instructions for the weight of each component and shipping dimensions.
- ☐ 2. Develop a proper plan to access the site and control access prior to opening.
- ☐ 3. Call your local utilities to locate any potential existing below grade equipment?
- ☐ 4. FOR ALL SCULPTURES: Verify you have accounted for adjustments to the footing depth based on your choice of safety surfacing material. Footing depth must be adjusted to compensate for the depth/thickness requirements of the selected safety surfacing (*see diagrams below*). Layout drawings show the uninstalled dimensions of the component. If you require a modification to a standard component, please notify ID Sculpture when placing your order. *Additional charges may apply.*



*Critical Fall Height (CFH)

- ☐ 5. Verify that you have installed any required footings prior to the arrival of your sculptures. Please note, footings should be allowed to cure for a minimum of 7 days.

Important Safety Note:

Please install and maintain adequate protective surfacing under and around your equipment. Never let children play on the equipment before protective surfacing is installed. Please consult ASTM F1487 for more information.

Installation Instructions

Chipeta Falls Water Table

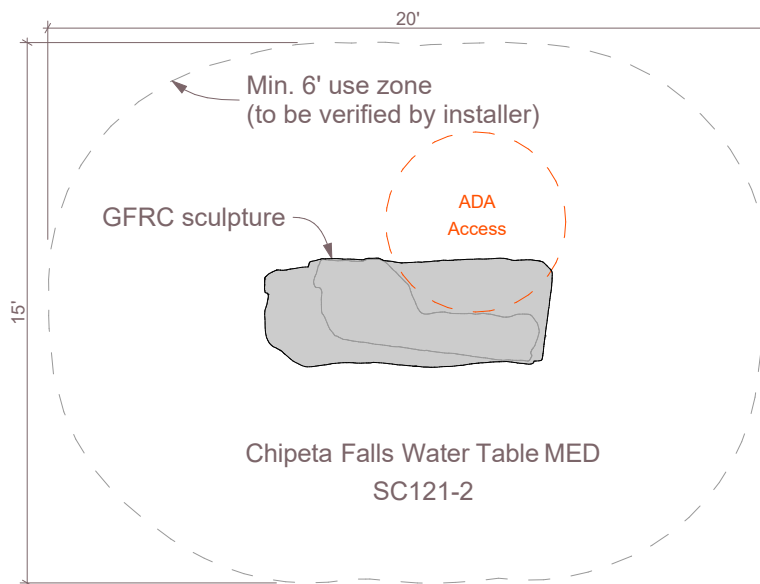
Part # SC121-2



591 South Boulevard Street
Gunnison, Colorado 81230
info@idsculpture.com
970-641-1747

Sculpture Installation:

1. Excavate the site 4" below top of subgrade as per the provided layout drawings.
2. Compact the subgrade beneath the sculpture, level using sand if necessary.
3. Make sure that the bolt hanger / lifting eyes (4 ct) are securely attached to the bolts protruding from the base of the product. Secure the lifting straps to bolt hanger / lifting eyes using 1/2" quick links.
4. Lift sculpture using an appropriate reach forklift or crane taking care to equalize the load on straps.
5. Set sculpture in place and verify layout and all use zones as required by ASTM 1487.
6. Remove the bolt hangers.
7. Backfill so the subgrade is level around the sculpture.
8. Install resilient surfacing material in accordance with layout guidelines, and ASTM standards.



Plan

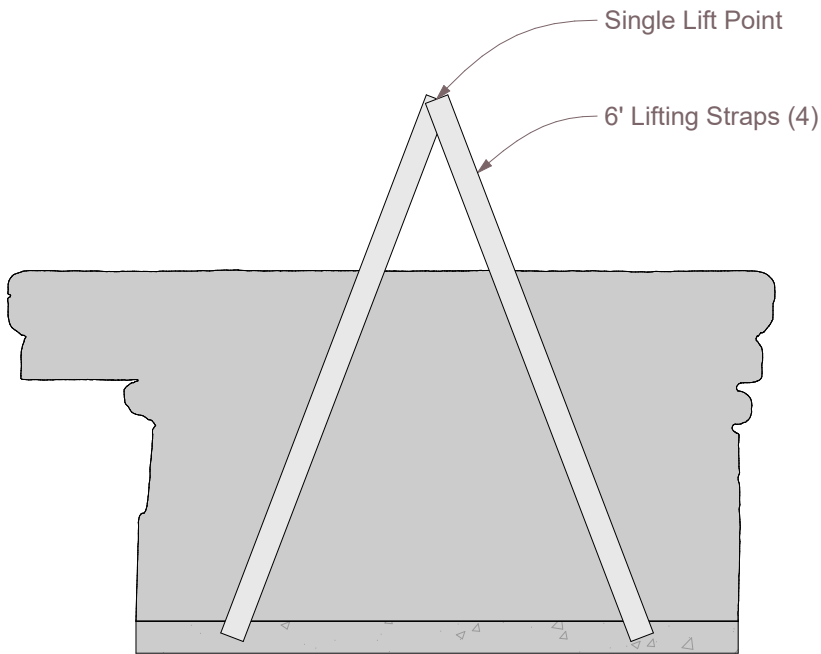
Installation Instructions

Chipeta Falls Water Table

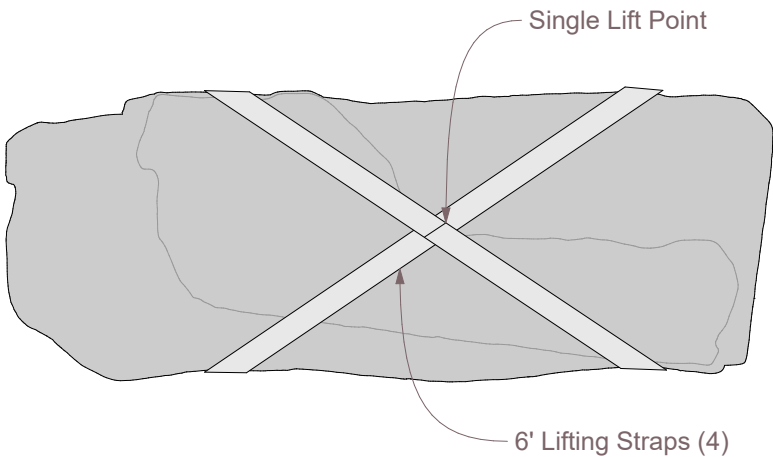
Part # SC121



591 South Boulevard Street
Gunnison, Colorado 81230
info@idsculpture.com
970-641-1747



MED - Pick Diagram - Elevation



MED - Pick Diagram - Plan